

ROCKS

30x30cm./30x60cm.

Porcelánicos Porcelain Tiles





Arena



Beige



Gris



PORCELÁNICO
PORCELAIN



ESMALTADO
GLAZED



Características dimensionales
Dimension tolerance

<1% ·
máx 2 mm.



Absorción de agua
Water absorption

E≤0,5%



Coef. Dilatación térmica lineal
Linear thermal expansion coefficient

5,8x10⁻⁶·°C⁻¹



Resistencia a la flexión
Breaking Strength

>40N/mm²



Resistencia a la abrasión superficial
Resistance to surface abrasion

PEI 4



Resistencia a las manchas
Resistance to stains

clase 5
class 5



Péndulo (CTE)
Not required out of Spain

clase 3
class 3



A pie descalzo
Barefoot slip resistance

C



A pie calzado
Slip resistance with footwear

R10



Resistencia al cuarteo
Crazing resistance

si/yes



Extrusión
Extruded tiles

✓



Resistencia a la helada
Frost resistance

✓



Resistencia al choque térmico
Resistance to thermal shock

✓



Resistencia química
Chemical resistance

✓




ROCKS

30x30cm./ 30x60cm.

Colores / Colors



Arena



Beige






Gris

Base 30x60 Tile 30x60

Arena	Cod. 901850 · [MC520]
Beige	Cod. 901851 · [MC520]
Gris	Cod. 901852 · [MC520]

Base 30x30 Tile 30x30

Arena	Cod. 901746 · [MC495]
Beige	Cod. 901747 · [MC495]
Gris	Cod. 901745 · [MC495]




Decorado 30x30 Tile 30x30

Arena	Cod. 901999 · [MC555]
Beige	Cod. 901997 · [MC555]
Gris	Cod. 901998 · [MC555]




Decorado Arena **

[293x293x9,5 mm.]



Decorado Beige **



Decorado Gris **

	Espeor (mm) Thickness (mm)	U.M.*	U.M./caja U.M./box	U.M./Palet U.M./Pallet	Pzs./U.M. Pcs./U.M.	Pzs./caja Pcs/box	Kg./U.M. Kg./U.M.	Kg./caja Kg./box	Kg./Palet Kg./Pallet
Base/Decorado 30x30 Tile 30x30	9,5	m ² sqm	0,99	71,29	11,11	11	19,8	19,6	1412
Base 30x60 Tile 30x60	9,5	m ² sqm	1,08	64,86	5,55	6	19,6	21,2	1270

* Unidad de Medida. Los artículos medidos en M² o ML se sirven contando la junta normal entre piezas
*Unit of measure. Items measured in SQM or LM are delivered assuming average joint between pieces

** Varios diseños que se sirven mezclados
** Several models served mixed



ROCKS Piezas especiales Special pieces

Colores / Colors



Arena




Beige



Gris

Peldaño 30 Stair-tread 30


Arena	Cod. 901790 · [PZ325]
Beige	Cod. 901788 · [PZ325]
Gris	Cod. 901789 · [PZ325]



[293x330x14 mm.]

Esquina Stair-tread corner

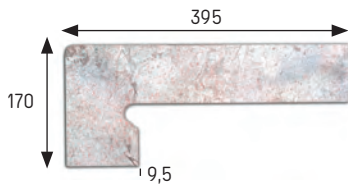
Arena	Cod. 901802 · [PZ715]
Beige	Cod. 901800 · [PZ715]
Gris	Cod. 901801 · [PZ715]



[330x330x14 mm.]

Zanquín izda. String left side

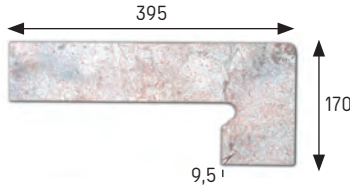
Arena	Cod. 901808 · [PZ245]
Beige	Cod. 901806 · [PZ245]
Gris	Cod. 901807 · [PZ245]



[395x80/170 x9,5 mm.]

Zanquín dcha. String right side


Arena	Cod. 901805 · [PZ245]
Beige	Cod. 901803 · [PZ245]
Gris	Cod. 901804 · [PZ245]



[395x80/170 x9,5 mm.]

Rodapié Skirting board


Arena	Cod. 901799 · [ML230]
Beige	Cod. 901797 · [ML230]
Gris	Cod. 901798 · [ML230]



[293x80x10 mm.]

Borde desbordante Overflowing edge

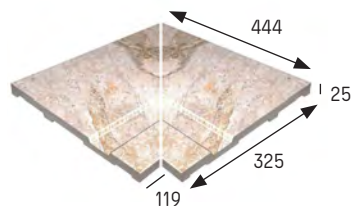
Arena	Cod. 901796 · [PZ340]
Beige	Cod. 901794 · [PZ340]
Gris	Cod. 901795 · [PZ340]



[293x325x25 mm.]

Esq. int. borde desbordante Overflowing internal edge

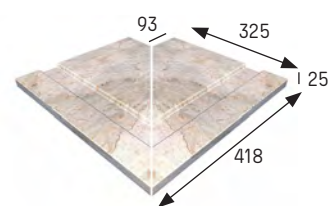
Arena	Cod. 901791 · [JG760]
Beige	Cod. 901796 · [JG760]
Gris	Cod. 901981 · [JG760]



[325x444x119 x25 mm.]

Esq. ext. borde desbordante Overflowing external edge


Arena	Cod. 901972 · [JG760]
Beige	Cod. 901977 · [JG760]
Gris	Cod. 901982 · [JG760]



[325x418x93 x25 mm.]

Rejilla cerámica monocompact Monocompact ceramic grid

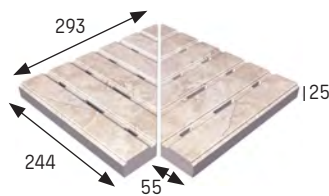
Arena	Cod. 902981 · [PZ595]
Beige	Cod. 902980 · [PZ595]
Gris	Cod. 902982 · [PZ595]



[293x244x25 mm.]

Esquina rejilla Corner grid


Arena	Cod. 901497 · [JG740]
Beige	Cod. 901495 · [JG740]
Gris	Cod. 901496 · [JG740]



[293x244x25 x55 mm.]

Canaleta* Overflow channel

Arena	Cod. 901811 · [PZ340]
Beige	Cod. 901809 · [PZ340]
Gris	Cod. 901810 · [PZ340]



[293x244x30 mm.] * Disponible Canaleta con desagüe
* Available Overflow channel with drainage

Anchura recomendada de la junta de colocación: 6 - 8 mm
A 6 - 8 mm wide installation joint is recommended.



Arena 30x30

	Espe ^s or (mm) Thickness (mm)	U.M.*	U.M./caja U.M./box	U.M./Palet U.M./Pallet	Pzs./U.M. Pcs./U.M.	Pzs./caja Pcs./box	Kg./U.M. Kg./U.M.	Kg./caja Kg./box	Kg./Palet Kg./Pallet
Peldaño 30 Stair-tread 30	14	Pz. Pc.	6	252	1	6	3,1	18,6	781
Esquina Stair-tread corner	14	Pz. Pc.	2	60	1	2	4,25	8,5	255
Zanquin izda. String left	9,5	Pz. Pc.	20	540	1	20	0,81	16,2	437
Zanquin dcha. String right	9,5	Pz. Pc.	20	540	1	20	0,81	16,2	437
Rodapié Skirting board	10	ml lm	10,21	367,57	3,33	34	1,74	17,6	650
Borde desbordante Overflowing edge	25	Pz. Pc.	6	252	1	6	3,4	20,4	856,8
Esq. int. borde desbordante Overflowing internal edge	25	Jg. Set	2	-	2	4	7	14	-
Esq. ext. borde desbordante Overflowing external edge	25	Jg. Set	2	-	2	4	7	14	-
Rejilla cerámica monocompact Monocompact ceramic grid	25	Pz. Pc.	6	378	1	6	3,41	20,5	-
Esquina rejilla Corner grid	25	Set Set	3	-	2	6	4	12	-
Canaleta overflow chanel	30	Pz. Pc.	4	288	1	4	2,5	10,2	734

*Unidad de Medida. Los artículos medidos en M² o ML se sirven contando la junta normal entre piezas
 *Unit of measure. Items measured in SQM or LM are delivered assuming average joint between pieces

Компания Славдом

www.slav-dom.ru

Контактные данные в г. Москва

Профессиональный шоу-рум «Павелецкая»:

115114, Москва, Павелецкая наб., д. 2, с. 01, оф. 133,
деловой квартал «LoftVille»

**Демо-парк, шоу-рум, офис продаж «Можайское-
МКАД54»:**

121596, Москва, Можайское ш., д. 165, с. 1 (54 км.
МКАД, внешняя сторона, заезд через дублер)

8 (495) 640-51-51

8 (800) 333-51-51

msk@slav-dom.ru

Контактные данные в г. Санкт-Петербург

Профессиональный шоу-рум «Аптекарская»:

197022, Санкт-Петербург, Аптекарская наб., д. 12,
БЦ «Кантемировский»

Демо-парк, шоу-рум, офис продаж «Пискаревский»:

195273, Санкт-Петербург, Пискаревский пр., д. 150,
корп. 2, лит. Н

8 (812) 337-51-51

8 (800) 333-51-51

spb@slav-dom.ru