
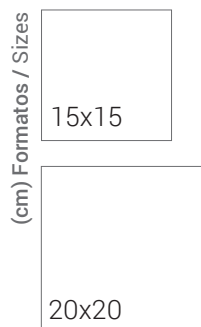



# QUARRY

NATURALES NATURAL TILES




	NATURAL UNGLAZED			Péndulo (CTE) Not required out of Spain	<b>clase 3</b> class 3
	Características dimensionales Dimension tolerance	<1,25% máx 2 mm		A pie descalzo Barefoot slip resistance	<b>C</b>
	Absorción de agua Water absorption	3<E≤6%		A pie calzado Slip resistance with footwear	<b>R11</b> Antideslizante/Antislip <b>R13</b>
	Coef. Dilatación termica lineal Linear thermal expansion coefficient	5,6x10 <sup>-6</sup> xC <sup>-1</sup>		Coeficiente fricción dinámico (DCOF) Dynamic coefficient of friction	<b>0,73</b> Antideslizante/Antislip <b>0,85</b>
	Resistencia a la flexión Breaking Strength	22 a 25 N/mm <sup>2</sup>		Extrusión Extruded tiles	✓
	Resistencia a la abrasión profunda Resistance to deep abrasion	<393 mm <sup>3</sup>		Resistencia a la helada Frost resistance	✓
	Resistencia al rayado (Método Mohs) Scratch hardness of surface (Mohs Method)	<b>7</b>		Resistencia al choque térmico Resistance to thermal shock	✓
	Resistencia a las manchas Resistance to stains	<b>clase 3 a 5</b> class 3 to 5		Resistencia química Chemical resistance	✓

Quarry Black 20x20



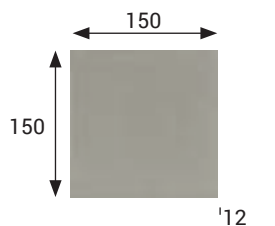
# QUARRY



## BASE 15x15 TILE 15x15

[150x150x12 mm]

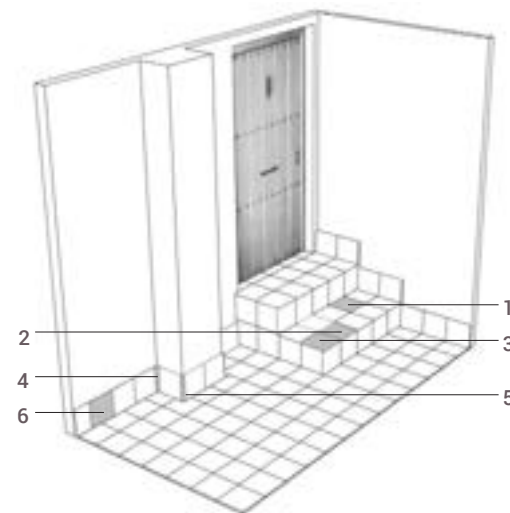
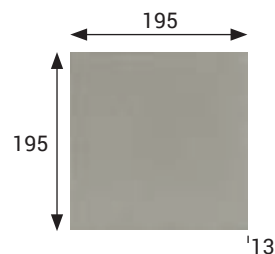
<b>Red</b>	Cod. 902481 [MC580]
<b>Flame Red</b>	Cod. 902487 [MC580]
<b>Flame Brown</b>	Cod. 902499 [MC580]
<b>Black</b>	Cod. 904187 [MC700]
<b>Black Anti-slip</b>	Cod. 903945 [MC720]
<b>Grey</b>	Cod. 904795 [MC580]



## BASE 20x20 TILE 20x20

[195x195x13 mm]

<b>Red</b>	Cod. 902652 [MC475]
<b>Black</b>	Cod. 902651 [MC600]
<b>Flame Brown</b>	Cod. 902650 [MC475]



- |                   |                    |
|-------------------|--------------------|
| 1 Base            | Tile               |
| 2 Remate          | Edge               |
| 3 Esquina         | Stair-tread corner |
| 4 Ángulo interior | Internal angle     |
| 5 Ángulo exterior | External angle     |
| 6 Rodapié         | Skirting board     |



	Espesor (mm) Thickness (mm)	U.M.*	U.M./Caja U.M./Box	U.M./Palet U.M./Pallet	Pzs./U.M. Pcs./U.M.	Pzs./Caja Pcs./Box	Kg./U.M. Kg./U.M.	Kg./Caja Kg./Box	Kg./Palet Kg./Pallet
<b>Base 15x15 Red / Flame red</b> Tile 15x15 Red / Flame red	12	m <sup>2</sup> sqm	0,55	46	42	23	25,9	14,2	1192
<b>Base 15x15 Black / Black Anti-slip</b> Tile 15x15 Black / Black Anti-slip	12	m <sup>2</sup> sqm	0,528	46	42	22	23,9	13,1	1094
<b>Base 15x15 Brown / Grey</b> Tile 15x15 Brown	12	m <sup>2</sup> sqm	0,55	46	42	23	23,9	13,1	1100
<b>Base 20x20 Red/Flame brown</b> Tile 20x20 Red / Flame brown	13	m <sup>2</sup> sqm	0,84	50,4	25	21	28,01	23,6	1349,5
<b>Base 20x20 Black</b> Tile 20x20 Black	13	m <sup>2</sup> sqm	0,80	48	25	20	28	22,40	1344

\* Unidad de Medida. Los artículos medidos en m<sup>2</sup> o ml se sirven contando la junta normal entre piezas.  
\* Unit of Measure. Items measured in sqm or lm are delivered assuming average joint between pieces.

Quarry Flame Brown 20x20



# QUARRY

Colores / Colors



Quarry Red 20x20

	Espesor (mm) Thickness (mm)	U.M.*	U.M./Caja U.M./Box	U.M./Palet U.M./Pallet	Pzs./U.M. Pcs./U.M.	Pzs./Caja Pcs./Box	Kg./U.M. Kg./U.M.	Kg./Caja Kg./Box	Kg./Palet Kg./Pallet
<b>Remate/RE15 Edge</b>	12	Pz. Pc.	23	1932	1	23	0,59	13,57	1140
<b>Remate/RE20 Edge</b>	13	Pz. Pc.	20	1200	1	20	1,22	24,4	1464
<b>Esquina/REX 15 Red y Flame red</b> Red and Flame red corner	12	Pz. Pc.	23	1932	1	23	0,59	13,57	1178
<b>Esquina/REX 15 Black, Flame brown y Grey</b> Black, Flame brown and Grey red corner	12	Pz. Pc.	23	1932	1	23	0,54	12,42	1043
<b>Esquina/REX 20 Corner</b>	13	Pz. Pc.	20	1200	1	20	1,22	24,4	1464
<b>Rodapié 15 Red y Flame red</b> Red and Flame red skirting board	12	Pz. Pc.	32	1280	1	32	0,50	16,00	640
<b>Rodapié 15 Black, Flame brown y Grey</b> Black, Flame brown and Grey skirting board	12	Pz. Pc.	32	1280	1	32	0,48	15,36	614,4
<b>Rodapié 20 Red</b> Red skirting board 20	14	Pz. Pc.	26	1040	1	26	0,64	16,64	665,6
<b>Ángulo interior Red</b> Red internal angle	12	Pz. Pc.	24	2688	1	24	0,12	2,88	322,5
<b>Ángulo interior Black, Flame brown y Grey</b> Black, Flame brown and Grey internal angle	12	Pz. Pc.	24	2688	1	24	0,12	2,88	322,5
<b>Ángulo exterior Red y Flame red</b> Red and Flame red external angle	12	Pz. Pc.	30	3360	1	30	0,05	1,5	168
<b>Ángulo exterior Black, Flame brown y Grey</b> Black, Flame brown and Grey external angle	12	Pz. Pc.	30	3360	1	30	0,05	1,5	168

\* Unidad de Medida. Los artículos medidos en m<sup>2</sup> o ml se sirven contando la junta normal entre piezas.  
\* Unit of Measure. Items measured in sqm or lm are delivered assuming average joint between pieces.

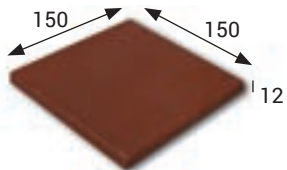
**Anchura recomendada de la junta de colocación: 4 - 5 mm**  
Recommended joint width 4 - 5 mm

## PIEZAS ESPECIALES SPECIAL PIECES

### REMATE/RE15 EDGE 15

[150x150x12 mm]

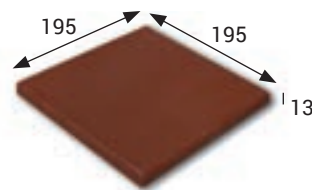
Red	Cod. 902482	[PZ005]
Flame Red	Cod. 902488	[PZ005]
Flame Brown	Cod. 902500	[PZ005]
Black	Cod. 902561	[PZ015]
Black Anti-slip	Cod. 902640	[PZ020]
Grey	Cod. 904796	[PZ005]



### REMATE 20/RE20 EDGE 20

[195x195x13 mm]


Red	Cod. 902668	[PZ010]
Flame Brown	Cod. 902667	[PZ015]
Black	Cod. 902666	[PZ030]



### ESQUINA/REX 15 STAIR-TREAD CORNER 15

[150x150x12 mm]

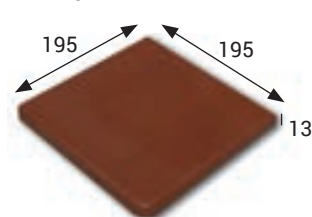
Red	Cod. 902483	[PZ090]
Flame Red	Cod. 902489	[PZ090]
Flame Brown	Cod. 902501	[PZ090]
Black	Cod. 902562	[PZ105]
Black Anti-slip	Cod. 902641	[PZ125]
Grey	Cod. 904797	[PZ090]



### ESQUINA/REX 20 STAIR-TREAD CORNER 20

[195x195x13 mm]


Red	Cod. 902665	[PZ110]
Flame Brown	Cod. 902664	[PZ110]
Black	Cod. 902663	[PZ120]



### RODAPIÉ 15 SKIRTING BOARD 15

[150x114(110)x20 mm]\*


Red	Cod. 902484	[PZ025]
Flame Red	Cod. 902490	[PZ025]
Flame Brown	Cod. 902502	[PZ025]
Black	Cod. 902563	[PZ040]
Grey	Cod. 904798	[PZ025]



### RODAPIÉ 20 SKIRTING BOARD 20

[195x114(110)x20 mm]

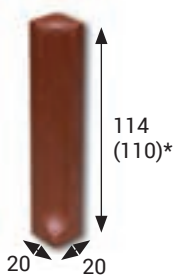
Red	Cod. 902662	[PZ040]
Flame Brown	Cod. 902661	[PZ040]
Black	Cod. 902660	[PZ060]



### ÁNGULO INTERIOR INTERNAL ANGLE

[114(110)x20x20 mm]\*

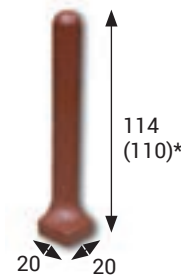
Red	Cod. 902485	[PZ090]
Flame Brown	Cod. 902497	[PZ090]
Black	Cod. 902564	[PZ105]
Grey	Cod. 904799	[PZ090]



### ÁNGULO EXTERIOR EXTERNAL ANGLE

[114(110)x20x20 mm]\*

Red	Cod. 902486	[PZ090]
Flame Brown	Cod. 902498	[PZ090]
Black	Cod. 902565	[PZ105]
Grey	Cod. 904800	[PZ090]



(\*) Entre paréntesis las medidas especiales del color Red.  
 (\*) In brackets special sizes for Red color.