


MYTHO

33x33 cm./ 33x50 cm.

Esmaltados Glazed Tiles





Acero



Tierra



Rubino



ESMALTADO
GLAZED



Características dimensionales
Dimension tolerance

<1,25% -
máx 2 mm.



Absorción de agua
Water absorption

3<E≠6%



Coef. Dilatación térmica lineal
Linear thermal expansion coefficient

3,8x10⁻⁶xC⁻¹



Resistencia a la flexión
Breaking Strength

20N/mm²



Resistencia a la abrasión superficial
Resistance to surface abrasion

Acero PEI 4
Rubino/Tierra
PEI 3



Desgaste tránsito peatonal
Erosion to pedestrian transit

H6



Resistencia al rayado (método Mohs)
Scratch hardness of surface (Mohs
Method)

6 - 9



Resistencia a las manchas
Resistance to stains

clase 5
CLASS 5



Péndulo (CTE)
Not required out of Spain

clase 1
CLASS 1



A pie descalzo
Barefoot slip resistance

B



A pie calzado
Slip resistance with footwear

<R9



Resistencia al cuarteo
Crazing resistance

si/yes



Extrusión
Extruded tiles

✓



Resistencia a la helada
Frost resistance

✓



Resistencia al choque térmico
Resistance to thermal shock

✓



Resistencia química
Chemical resistance

✓




MYTHO

33x33 cm./ 33x50 cm.

Colores / Colors



Acero



Rubino



Tierra

Base 33x50 Tile 33x50




Acero	Cod. 902182 · [MC555]
Rubino	Cod. 902184 · [MC555]
Tierra	Cod. 902186 · [MC555]

Base 33x33 Tile 33x33

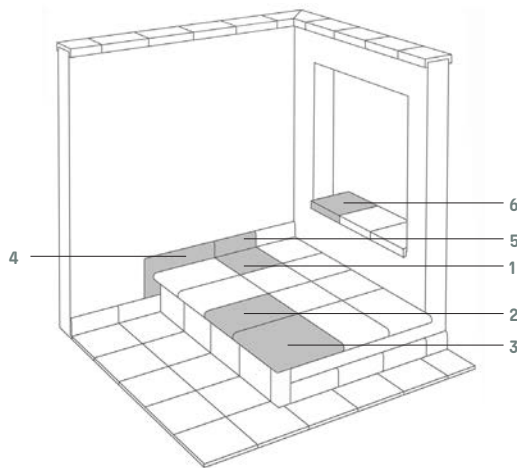
Acero	Cod. 902586 · [MC485]
Rubino	Cod. 902576 · [MC485]
Tierra	Cod. 902566 · [MC485]

Base 6x33* Tile 6x33*

Acero	Cod. 902333 · [MC550]
Rubino	Cod. 903034 · [MC550]



*Se obtiene a partir de base de 12x33 premarcada
*(It is obtained from 12x33 pre-marked tile)



- | | | | |
|----------------------|--------------------|---------------|----------------|
| 1 Base | Tile | 4 Zanquin | String |
| 2 Peldaño | Stair-tread | 5 Rodapié | Skirting board |
| 3 Esquina de peldaño | Stair-tread corner | 6 Vierteaguas | Wash |

	Esesor (mm) Thickness (mm)	U.M.*	U.M./caja U.M./box	U.M./Palet U.M./Pallet	Pzs./U.M. Pcs./U.M.	Pzs./caja Pcs/box	Kg./U.M. Kg./U.M.	Kg./caja Kg./box	Kg./Palet Kg./Pallet
Base 33x50 Tile 33x50	16	m ² sqm	0,666	42,624	6	4	32,6	20,83	1348
Base 33x33 Tile 33x33	16	m ² sqm	0,66	42,624	9	6	32,6	21,75	1391
Base 6x33 (12x33 premarcada) Tile 6x33 (Permarked tile 12x33)	10	m ² sqm	0,87	52,2	45,45	40	17	15	1350

*Unidad de Medida. Los artículos medidos en M² o ML se sirven contando la junta normal entre piezas
*Unit of measure. Items measured in SQM or LM are delivered assuming average joint between pieces



Tierra 33x33

MYTHO Piezas especiales Special pieces

Colores / Colors



Acero




Rubino



Tierra

Peldaño 24-33 Stair-tread 24-33


Acero	Cod. 902587 · [PZ270]
Rubino	Cod. 902577 · [PZ270]
Tierra	Cod. 902567 · [PZ270]



[325x330x18 mm.]

Peldaño 50 Stair tread 50


Acero	Cod. 902183 · [PZ355]
Rubino	Cod. 902185 · [PZ355]
Tierra	Cod. 902187 · [PZ355]



[492x330x18 mm.]

Esquina ref.24 Stair-tread corner ref.24

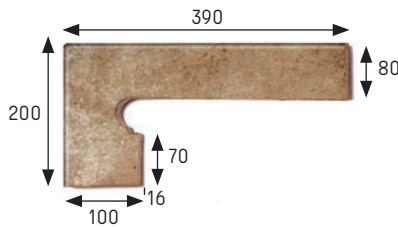
Acero	Cod. 902589 · [PZ555]
Rubino	Cod. 902579 · [PZ555]
Tierra	Cod. 902569 · [PZ555]



[330x330x18 mm.]

Zanquín izda. String left side

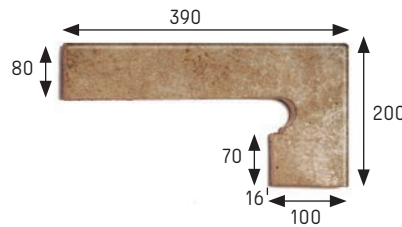
Acero	Cod. 902591 · [PZ150]
Rubino	Cod. 902581 · [PZ150]
Tierra	Cod. 902571 · [PZ150]



[390x80/200x100 x16 mm.]

Zanquín dcha. String right side


Acero	Cod. 902590 · [PZ150]
Rubino	Cod. 902580 · [PZ150]
Tierra	Cod. 902570 · [PZ150]



[390x80/200x100 x16 mm.]

Rodapié Skirting board

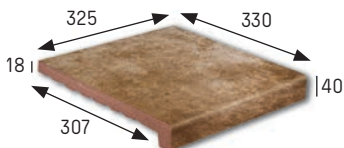
Acero	Cod. 902588 · [ML150]
Rubino	Cod. 902578 · [ML150]
Tierra	Cod. 902568 · [ML150]



[325x80x16 mm.]

Vierteaguas 33x33 Wash 33x33

Acero	Cod. 902592 · [PZ245]
Rubino	Cod. 902582 · [PZ245]
Tierra	Cod. 902572 · [PZ245]



[330x325x18mm.]

Anchura recomendada de la junta de colocación: 6 - 8 mm
A 6 - 8 mm wide installation joint is recommended.

Rubino 33x33

	Espesor (mm) Thickness (mm)	U.M.*	U.M./caja U.M./box	U.M./Palet U.M./Pallet	Pzs./U.M. Pcs./U.M.	Pzs./caja Pcs/box	Kg./U.M. Kg./U.M.	Kg./caja Kg./box	Kg./Palet Kg./Pallet
Peldaño 24-33 Stair-tread 24-33	18	Pz. Pc.	6	216	1	6	4,4	26,4	950
Peldaño 50 Stair-tread 50	18	Pz. Pc.	4	144	1	4	6,54	26,16	942
Esquina ref. 24 Stair-tread corner ref.24	18	Pz. Pc.	2	60	1	2	6	12	360
Zanquin izda. String left	16	Pz. Pc.	10	300	1	10	1,3	13	390
Zanquin dcha. String right	16	Pz. Pc.	10	300	1	10	1,3	13	390
Rodapié Skirting board	16	ml lm	8	576	3	24	2,3	18,4	1325
Vierteaguas 33x33 Wash 33x33	18	Pz. Pc.	6	216	1	6	4,3	25,8	928,8

*Unidad de Medida. Los artículos medidos en M² o ML se sirven contando la junta normal entre piezas
*Unit of measure. Items measured in SQM or LM are delivered assuming average joint between pieces

Компания Славдом

www.slav-dom.ru

Контактные данные в г. Москва

Профессиональный шоу-рум «Павелецкая»:

115114, Москва, Павелецкая наб., д. 2, с. 01, оф. 133,
деловой квартал «LoftVille»

**Демо-парк, шоу-рум, офис продаж «Можайское-
МКАД54»:**

121596, Москва, Можайское ш., д. 165, с. 1 (54 км.
МКАД, внешняя сторона, заезд через дублер)

8 (495) 640-51-51

8 (800) 333-51-51

msk@slav-dom.ru

Контактные данные в г. Санкт-Петербург

Профессиональный шоу-рум «Аптекарская»:

197022, Санкт-Петербург, Аптекарская наб., д. 12,
БЦ «Кантемировский»

Демо-парк, шоу-рум, офис продаж «Пискаревский»:

195273, Санкт-Петербург, Пискаревский пр., д. 150,
корп. 2, лит. Н

8 (812) 337-51-51

8 (800) 333-51-51

spb@slav-dom.ru