

# CAPRI


ESMALTADOS GLAZED TILES

Славдом


Colores / Colors




Beige




Hueso




Gris



Carbón




Rojo




Chocolate

Los colores son indicativos.  
Colors are just indicative.



6x33

33x33



16x33

6x50

33x50



ESMALTADO  
GLAZED



Características dimensionales  
Dimension tolerance

<1,25%  
máx 2 mm



Absorción de agua  
Water absorption

3<E≤6%



Coef. Dilatación térmica lineal  
Linear thermal expansion coefficient

3,8x10<sup>-6</sup>xC<sup>-1</sup>



Resistencia a la flexión  
Breaking Strength

20N/mm<sup>2</sup>



Resistencia a la abrasión superficial  
Resistance to surface abrasion

**Gris PEI 3**  
**Beige, Hueso, Carbón,**  
**Rojo, Chocolate PEI 4**



Desgaste tránsito peatonal  
Erosion to pedestrian transit

**H4**



Resistencia a las manchas  
Resistance to stains

**clase 5**  
**class 5**



Péndulo (CTE)  
Not required out of Spain

**clase 2**  
**class 2**



A pie descalzo  
Barefoot slip resistance

**B**



A pie calzado  
Slip resistance with footwear

**R10**



Resistencia al cuarteo  
Crazing resistance

sí/yes



Extrusión  
Extruded tiles

✓



Resistencia a la helada  
Frost resistance

✓



Resistencia al choque térmico  
Resistance to thermal shock

✓




Resistencia química  
Chemical resistance

✓




Capri Beige multiformato



Capri Rojo 33x33

# CAPRI

Colores / Colors




ESMALTADOS  
GLAZED TILES

## BASE 6x33 TILE 6x33\*

[62x325x10 mm]

<b>Beige</b>	Cod. 905068 [MC560]
<b>Hueso</b>	Cod. 905069 [MC560]
<b>Gris</b>	Cod. 905070 [MC560]
<b>Carbón</b>	Cod. 905071 [MC560]
<b>Rojo</b>	Cod. 905648 [MC560]
<b>Chocolate</b>	Cod. 905141 [MC560]

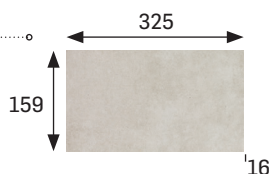


\*Se obtiene a partir de base de 33x33 premarcada.  
\*It is obtained from 33x33 premarked tile.

## BASE 16x33 TILE 16x33

[159x325x16 mm]


<b>Beige</b>	Cod. 905072 [MC510]
<b>Hueso</b>	Cod. 905073 [MC510]
<b>Gris</b>	Cod. 905074 [MC510]
<b>Carbón</b>	Cod. 905075 [MC510]
<b>Rojo</b>	Cod. 905649 [MC510]
<b>Chocolate</b>	Cod. 905142 [MC510]



## BASE 33x33 TILE 33x33

[325x325x16 mm]

<b>Beige</b>	Cod. 905076 [MC510]
<b>Hueso</b>	Cod. 905077 [MC510]
<b>Gris</b>	Cod. 905078 [MC510]
<b>Carbón</b>	Cod. 905079 [MC510]
<b>Rojo</b>	Cod. 905650 [MC510]
<b>Chocolate</b>	Cod. 905143 [MC510]



## BASE 6x50 TILE 6x50\*

[62x482x10 mm]

<b>Beige</b>	Cod. 905123 [MC570]
<b>Hueso</b>	Cod. 905124 [MC570]
<b>Gris</b>	Cod. 905125 [MC570]
<b>Carbón</b>	Cod. 905126 [MC570]
<b>Rojo</b>	Cod. 905784 [MC570]
<b>Chocolate</b>	Cod. 905783 [MC570]




\*Se obtiene a partir de base de 33x50 premarcada.  
\*It is obtained from 33x50 premarked tile.

## BASE 33x50 TILE 33x50

[325x482x16 mm]

<b>Beige</b>	Cod. 905080 [MC555]
<b>Hueso</b>	Cod. 905081 [MC555]
<b>Gris</b>	Cod. 905082 [MC555]
<b>Carbón</b>	Cod. 905083 [MC555]
<b>Rojo</b>	Cod. 905651 [MC555]
<b>Chocolate</b>	Cod. 905144 [MC555]



	Espesor (mm) Thickness (mm)	U.M.*	U.M./Caja U.M./Box	U.M./Palet U.M./Pallet	Pzs./U.M. Pcs./U.M.	Pzs./Caja Pcs./Box	Kg./U.M. Kg./U.M.	Kg./Caja Kg./Box	Kg./Palet Kg./Pallet
<b>Base 6x33 (12x33 premarcada)</b> Tile 6x33 (premarked tile 12x33)	10	m <sup>2</sup> sqm	0,88	79,2	45,45	40	17,7	15,6	1404
<b>Base 16x33</b> Tile 16x33	16	m <sup>2</sup> sqm	0,68	40	18	12	30,6	20,4	1225
<b>Base 33x33</b> Tile 33x33	16	m <sup>2</sup> sqm	0,666	42,624	9	6	32,6	21,75	1391
<b>Base 6x50 (12x50 premarcada)</b> Tile 6x50 (premarked tile 12x50)	10	m <sup>2</sup> sqm	0,99	69,3	30,3	30	17,6	17,4	1218
<b>Base 33x50</b> Tile 33x50	16	m <sup>2</sup> sqm	0,66	42,624	6	4	32,6	20,83	1348

\* Unidad de Medida. Los artículos medidos en m<sup>2</sup> o ml se sirven contando la junta normal entre piezas.  
\* Unit of Measure. Items measured in sqm or lm are delivered assuming average joint between pieces.



Capri Carbón 33x50  
Capri Hueso 6x33




Capri Gris 33x33

# CAPRI

ESMALTADOS  
GLAZED TILES

Colores / Colors



Capri Hueso 33x33

	Espe- sor (mm) Thick- ness (mm)	U.M.*	U.M./Caja U.M./Box	U.M./Palet U.M./Pallet	Pzs./U.M. Pcs./U.M.	Pzs./Caja Pcs./Box	Kg./U.M. Kg./U.M.	Kg./Caja Kg./Box	Kg./Palet Kg./Pallet
<b>Peldaño redondeado 33</b> Rounded stair-tread 33	18	Pz. Pc.	6	216	1	6	4,4	26,4	950
<b>Peldaño redondeado 50</b> Rounded stair-tread 50	18	Pz. Pc.	4	144	1	4	6,94	27,7	1000
<b>Peldaño recto 50</b> Straight stair-tread 50	18	Pz. Pc.	4	144	1	4	6,33	25,3	911
<b>Esquina redondeada</b> Rounded stair-tread corner	18	Pz. Pc.	2	60	1	2	6	12	360
<b>Rodapié</b> Skirting board	16	ml lm	8	576	3	24	2,3	18,4	1325
<b>Zanquín izda.</b> String left	16	Pz. Pc.	10	300	1	10	1,3	13	390
<b>Zanquín dcha.</b> String right	16	Pz. Pc.	10	300	1	10	1,3	13	390
<b>Tabica 12x33</b> Riser 12x33	16	Pz. Pc.	16	640	1	16	1,12	17,92	716,80

\* Unidad de Medida. Los artículos medidos en m<sup>2</sup> o ml se sirven contando la junta normal entre piezas.  
\* Unit of Measure. Items measured in sqm or lm are delivered assuming average joint between pieces.

**Anchura recomendada de la junta de colocación: 6 - 8 mm**  
Recommended joint width 6 - 8 mm


# Piezas especiales Special pieces

## PELDAÑO REDONDEADO 33

ROUNDED STAIR-TREAD 33

[325x330x18 mm]

<b>Beige</b>	Cod. 905084	[PZ270]
<b>Hueso</b>	Cod. 905085	[PZ270]
<b>Gris</b>	Cod. 905086	[PZ270]
<b>Carbón</b>	Cod. 905087	[PZ270]
<b>Rojo</b>	Cod. 905652	[PZ270]
<b>Chocolate</b>	Cod. 905145	[PZ270]



## PELDAÑO REDONDEADO 50

ROUNDED STAIR-TREAD 50

[492x330x18 mm]

<b>Beige</b>	Cod. 905088	[PZ355]
<b>Hueso</b>	Cod. 905089	[PZ355]
<b>Gris</b>	Cod. 905090	[PZ355]
<b>Carbón</b>	Cod. 905091	[PZ355]
<b>Rojo</b>	Cod. 905653	[PZ355]
<b>Chocolate</b>	Cod. 905146	[PZ355]



## PELDAÑO RECTO 50

STRAIGHT STAIR-TREAD 50

[492x330x18 mm]

<b>Beige</b>	Cod. 905092	[PZ355]
<b>Hueso</b>	Cod. 905093	[PZ355]
<b>Gris</b>	Cod. 905094	[PZ355]
<b>Carbón</b>	Cod. 905095	[PZ355]
<b>Rojo</b>	Cod. 905654	[PZ355]
<b>Chocolate</b>	Cod. 905147	[PZ355]




## ESQUINA REDONDEADA

ROUNDED STAIR-TREAD CORNER

[330x330x18 mm]

<b>Beige</b>	Cod. 905096	[PZ555]
<b>Hueso</b>	Cod. 905097	[PZ555]
<b>Gris</b>	Cod. 905098	[PZ555]
<b>Carbón</b>	Cod. 905099	[PZ555]
<b>Rojo</b>	Cod. 905655	[PZ555]
<b>Chocolate</b>	Cod. 905148	[PZ555]

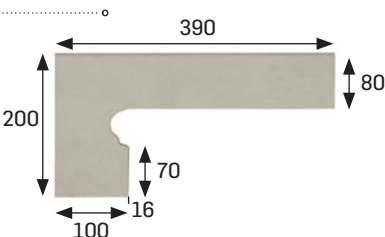


## ZANQUÍN IZDA.

STRING LEFT SIDE

[390x80/200x100x16 mm]

<b>Beige</b>	Cod. 905104	[PZ160]
<b>Hueso</b>	Cod. 905105	[PZ160]
<b>Gris</b>	Cod. 905106	[PZ160]
<b>Carbón</b>	Cod. 905107	[PZ160]
<b>Rojo</b>	Cod. 905657	[PZ160]
<b>Chocolate</b>	Cod. 905150	[PZ160]

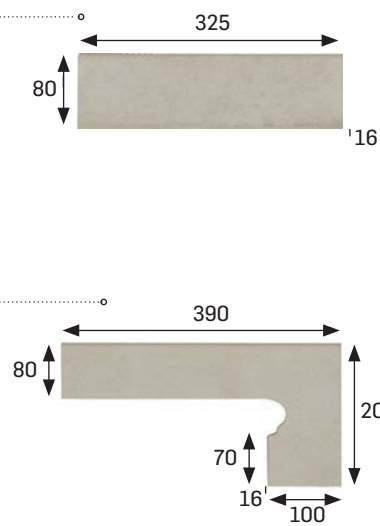


## ZANQUÍN DCHA.

STRING RIGHT SIDE

[390x80/200x100x16 mm]

<b>Beige</b>	Cod. 905100	[PZ160]
<b>Hueso</b>	Cod. 905101	[PZ160]
<b>Gris</b>	Cod. 905102	[PZ160]
<b>Carbón</b>	Cod. 905103	[PZ160]
<b>Rojo</b>	Cod. 905656	[PZ160]
<b>Chocolate</b>	Cod. 905149	[PZ160]



## TABICA 12X33

RISER 12x33

[325x119x16 mm]


<b>Capri Beige 1</b> 12x33	Cod. 905317	[PZ050]
<b>Capri Beige 2</b> 12x33	Cod. 905318	[PZ050]

<b>Capri Hueso 1</b> 12x33	Cod. 905319	[PZ050]
<b>Capri Hueso 2</b> 12x33	Cod. 905320	[PZ050]

<b>Capri Gris 1</b> 12x33	Cod. 905323	[PZ050]
<b>Capri Gris 2</b> 12x33	Cod. 905324	[PZ050]

<b>Capri Carbón 1</b> 12x33	Cod. 905321	[PZ050]
<b>Capri Carbón 2</b> 12x33	Cod. 905322	[PZ050]

<b>Capri Chocolate 1</b> 12x33	Cod. 905315	[PZ050]
<b>Capri Chocolate 2</b> 12x33	Cod. 905316	[PZ050]



# Decorados Decors