

















DECORADOS DECORS

| | Decorados | Retro Azul |
|---|---|--|
| | |  ESMALTADO GLAZED |
|  | Características dimensionales Dimension tolerance | <1,25% · máx 2 mm. |
|  | Absorción de agua Water absorption | 3<E≤6% |
|  | Coef. Dilatación termica lineal Linear thermal expansion coefficient | 3,8x10 ⁻⁶ xC ⁻¹ |
|  | Resistencia a la flexión Breaking Strength | 20 N/mm ² |
|  | Resistencia al rayado (Método Mohs) Scratch hardness of surface (Mohs Method) | 6 |
|  | Resistencia a la abrasión profunda Resistance to deep abrasion | <393 mm ³ |
|  | Resistencia a las manchas Resistance to stains | clase 3 a 5 class 3 a 5 |
|  | Péndulo (CTE) Not required out of Spain | clase I class I |
|  | A pie descalzo Barefoot slip resistance | B |
|  | A pie calzado Slip resistance with footwear | <R9 |
|  | Resistencia al cuarteo Crazing resistance | sí/yes |
|  | Extrusión Extruded tiles | ✓ |
|  | Resistencia a la helada Frost resistance | ✓ |
|  | Resistencia al choque térmico Resistance to thermal shock | ✓ |
|  | Resistencia química Chemical resistance | ✓ |



MINERVA

DECORADOS DECORS



Minerva

Combina/ Matches: **Mytho**

TABICA 14x33
Riser 14x33
[325x140x16 mm.]

Minerva 14x33

Cod. 903016 [PZ165]

GEO


DECORADOS DECORS

Combina (todos)/Matches (All): **Mytho**

Tierra Combina/Matches: **Natural, Naturales classic, Esmaltados classic**




Tabica Tierra



Tabica Acero



Rosetón Tierra



Rosetón Acero

TABICA 12x25
Riser 12x25
[244x119x14 mm.]

Tabica Tierra 12x25

Cod. 902999 [PZ140]

TABICA 12x33
Riser 12x33
[325x119x16 mm.]

Tabica Tierra 12x33

Cod. 902995 [PZ165]

Tabica Acero 12x33

Cod. 902997 [PZ165]

ROSETÓN 50x50
[488x488x14 mm.]

Rosetón Tierra 50x50

Cod. 903000 [JG530]

ROSETÓN 60x60
[650x650x16 mm.]

Rosetón Acero 60x60

Cod. 902998 [JG650]

ROSETÓN 66x66
[650x650x16 mm.]

Rosetón Tierra 66x66

Cod. 902996 [JG650]

Cada rosetón se compone de 4 piezas. / Each rosetón is composed of 4 pieces.

DENIA

DECORADOS DECORS

Combina: **Natural, Esmaltados classic**



Denia 33



Denia 25

TABICA 12x25
Riser 12x25
[244x119x14 mm.]

Denia 12x25

Cod. 901193 [PZ140]

TABICA 14x25
Riser 14x25
[244x140x14 mm.]

Denia 14x25

Cod. 901086 [PZ140]

TABICA 12x33
Riser 12x33
[325x119x16 mm.]

Denia 12x33

Cod. 901196 [PZ165]

TABICA 14x33
Riser 14x33
[325x140x16 mm.]

Denia 14x33

Cod. 901087 [PZ165]

| | Espe- sor (mm) Thickness (mm) | U.M.* | U.M./Caja U.M./Box | U.M./Palet U.M./Pallet | Pzs./U.M. Pcs./U.M. | Pzs./Caja Pcs./Box | Kg./U.M. Kg./U.M. | Kg./Caja Kg./Box | Kg./Palet Kg./Pallet |
|---|-------------------------------------|----------|-----------------------|---------------------------|------------------------|-----------------------|----------------------|---------------------|-------------------------|
| Tabica Minerva 14x33 Riser 14x33 | 16 | Pz. Pc. | 12** | 600 | 1 | 12** | 1,6 | 18,9 | - |
| Tabica Tierra 12x25 Riser Tierra 12x25 | 14 | Pz. Pc. | 17 | - | 1 | 17 | 0,8 | 13,4 | - |
| Tabica Tierra 12x33 Riser Tierra 12x33 | 16 | Pz. Pc. | 12** | - | 1 | 12** | 1,3 | 15,6 | - |
| Tabica Acero 12x33 Riser Acero 12x33 | 16 | Pz. Pc. | 12** | - | 1 | 12** | 1,3 | 15,6 | - |
| Rosetón Tierra 50x50 Mosaic Tierra 50x50 | 14 | Jg. Set. | 2 | - | 4 | 8 | 3,75 | 7,5 | - |
| Rosetón Acero 60x60 Mosaic Acero 50x50 | 16 | Jg. Set. | 1 | - | 4 | 4 | 14,70 | 14,70 | - |
| Rosetón Tierra 66x66 Mosaic Tierra 60x60 | 16 | Jg. Set. | 1 | - | 4 | 4 | 14,70 | 14,70 | - |
| Tabica Denia 12x25 Riser 12x25 | 14 | Pz. Pc. | 17 | - | 1 | 17 | 0,8 | 13,4 | - |
| Tabica Denia 14x25 Riser 14x25 | 14 | Pz. Pc. | 19 | - | 1 | 19 | 0,84 | 16 | - |
| Tabica Denia 12x33 Riser 12x33 | 16 | Pz. Pc. | 13** | - | 1 | 13** | 1,3 | 16,9 | - |
| Tabica Denia 14x33 Riser 14x33 | 16 | Pz. Pc. | 12** | - | 1 | 12** | 1,6 | 18,9 | - |

* Unidad de Medida. Los artículos medidos en m² o ml se sirven contando la junta normal entre piezas.
* Unit of Measure. Items measured in sqm or lm are delivered assuming average joint between pieces.

** Consultar datos de embalaje con fábrica.
** Ask the factory for packing information.

ALHAMBRA

DECORADOS DECORS

Combina/ Matches: **Natural, Esmaltados classic**



Alhambra 33



Alhambra 25

TABICA 12x25
Riser 12x25
[244x119x14 mm.]

Alhambra 12x25

Cod. 901194 [PZ140]

TABICA 14x25
Riser 14x25
[244x140x14 mm.]

Alhambra 14x25

Cod. 901089 [PZ140]

TABICA 12x33
Riser 12x33
[325x119x16 mm.]

Alhambra 12x33

Cod. 901197 [PZ165]

TABICA 14x33
Riser 14x33
[325x140x16 mm.]

Alhambra 14x33

Cod. 901090 [PZ165]

ARLEQUIN

DECORADOS DECORS

Combina/ Matches: **Esmaltados classic**



Arlequin 33



Arlequin 25

TABICA 12x25
Riser 12x25
[244x119x14 mm.]

Arlequin 12x25

Cod. 903053 [PZ115]

TABICA 12x33
Riser 12x33
[325x119x16 mm.]

Arlequin 12x33

Cod. 901320 [PZ165]

CATEDRAL

DECORADOS DECORS

Combina/ Matches: **Natural**



Catedral Verde



Catedral Azul

TABICA 12x25
Riser 12x25
[244x119x14 mm.]

Verde 12x25 Green 12x25

Cod. 900464 [PZ100]

Azul 12x25 Blue 12x25

Cod. 900470 [PZ100]

TABICA 14x25
Riser 14x25
[244x140x14 mm.]

Verde 14x25 Green 14x25

Cod. 900463 [PZ100]

Azul 14x25 Blue 14x25

Cod. 900469 [PZ100]

TABICA 12x33
Riser 12x33
[325x119x16 mm.]

Verde 12x33 Green 12x33

Cod. 901311 [PZ165]

Azul 12x33 Blue 12x33

Cod. 901310 [PZ165]

TABICA 14x33
Riser 14x33
[325x140x16 mm.]

Verde 14x33 Green 14x33

Cod. 900566 [PZ165]

Azul 14x33 Blue 14x33

Cod. 900567 [PZ165]

| | Espe- sor (mm) Thick- ness (mm) | U.M.* | U.M./Caja U.M./Box | U.M./Palet U.M./Pallet | Pzs./U.M. Pcs./U.M. | Pzs./Caja Pcs./Box | Kg./U.M. Kg./U.M. | Kg./Caja Kg./Box | Kg./Palet Kg./Pallet |
|--|--|---------|-----------------------|---------------------------|------------------------|-----------------------|----------------------|---------------------|-------------------------|
| Tabica Alhambra 12x25 Riser 12x25 | 14 | Pz. Pc. | 17 | - | 1 | 17 | 0,8 | 13,4 | - |
| Tabica Alhambra 14x25 Riser 14x25 | 14 | Pz. Pc. | 19 | - | 1 | 19 | 0,84 | 16 | - |
| Tabica Alhambra 12x33 Riser 12x33 | 16 | Pz. Pc. | 13** | - | 1 | 13** | 1,3 | 16,9 | - |
| Tabica Alhambra 14x33 Riser 14x33 | 16 | Pz. Pc. | 12** | - | 1 | 12** | 1,6 | 18,9 | - |
| Tabica Arlequin 12x25 Riser 12x25 | 14 | Pz. Pc. | 14 | - | 1 | 16** | 0,8 | 12,6 | - |
| Tabica Arlequin 12x33 Riser 12x33 | 16 | Pz. Pc. | 13** | - | 1 | 13** | 1,3 | 16,9 | - |
| Tabica Catedral 14x33 Riser 14x33 | 16 | Pz. Pc. | 13/12** | - | 1 | 13/12** | 1,6 | 20,8 | - |
| Tabica Catedral 12x33 Riser 12x33 | 16 | Pz. Pc. | 13** | - | 1 | 13** | 1,3 | 17,4 | - |
| Tabica Catedral 12x25 Riser 12x25 | 14 | Pz. Pc. | 17 | - | 1 | 17 | 0,8 | 13,3 | - |
| Tabica Catedral 14x25 Riser 14x25 | 14 | Pz. Pc. | 20 | - | 1 | 20 | 0,9 | 17,4 | - |

* Unidad de Medida. Los artículos medidos en m² o ml se sirven contando la junta normal entre piezas.
* Unit of Measure. Items measured in sqm or lm are delivered assuming average joint between pieces.

** Consultar datos de embalaje con fábrica.
** Ask the factory for packing information.



Tabica 1



Tabica 2

TABICA 12x25

Riser 12x25
[244x119x14 mm.]

TABICA 14x33

Riser 14x33
[325x140x16 mm.]

Tabica 1 Riser 1 12x25

Cod. 901566 [PZ100]

Tabica 2 Riser 2 12x25

Cod. 901567 [PZ100]

Tabica 1 Riser 1 14x33

Cod. 901573 [PZ165]

Tabica 2 Riser 2 14x33

Cod. 901574 [PZ165]



Decorado 1



Decorado 2

DECORADO 25x25

DECOR 25x25
[244x244x14 mm.]

Decorado 1 Decor 1 25x25

Cod. 901561 [PZ150]

Decorado 2 Decor 2 25x25

Cod. 901562 [PZ150]

Decorado 3 Decor 3 25x25

Cod. 901563 [PZ150]

Decorado 4 Decor 4 25x25

Cod. 901564 [PZ150]

DECORADO 33x33

DECOR 33x33
[325x325x16 mm.]

Decorado 1 Decor 1 33x33

Cod. 901568 [PZ245]

Decorado 2 Decor 2 33x33

Cod. 901569 [PZ245]

Decorado 3 Decor 3 33x33

Cod. 901570 [PZ245]

Decorado 4 Decor 4 33x33

Cod. 901571 [PZ245]



Decorado 3



Decorado 4



Rosetón (4 uds./un.)

ROSETÓN 50x50

[488x488x14 mm.]

Rosetón 50x50

Cod. 901565 [JG530]

ROSETÓN 66x66

[650x650x16 mm.]

Rosetón 66x66

Cod. 901572 [JG650]

Cada rosetón se compone de 4 piezas. / Each rosetón is composed of 4 pieces.

| | Espeor (mm) Thickness (mm) | U.M.* | U.M./Caja U.M./Box | U.M./Palet U.M./Pallet | Pzs./U.M. Pcs./U.M. | Pzs./Caja Pcs./Box | Kg./U.M. Kg./U.M. | Kg./Caja Kg./Box | Kg./Palet Kg./Pallet |
|---|-------------------------------|----------|-----------------------|---------------------------|------------------------|-----------------------|----------------------|---------------------|-------------------------|
| Tabica Cotto 12x25 Riser Cotto 12x25 | 14 | Pz. Pc. | 18** | - | 1 | 18** | 0,88 | 15,8 | - |
| Tabica Cotto 14x33 Riser Cotto 12x33 | 16 | Pz. Pc. | 12** | - | 1 | 12** | 1,6 | 19,4 | - |
| Cotto Decorado 25x25 Decor Cotto 25x25 | 14 | Pz. Pc. | 8 | - | 1 | 8 | 1,69 | 13,52 | - |
| Cotto Decorado 33x33 Decor Cotto 33x33 | 16 | Pz. Pc. | 4 | - | 1 | 4 | 3,6 | 14,4 | - |
| Rosetón Tierra 50x50 Mosaic Tierra 50x50 | 14 | Jg. Set. | 2 | - | 4 | 8 | 3,75 | 7,5 | - |
| Rosetón Tierra 66x66 Mosaic Tierra 66x66 | 16 | Jg. Set. | 1 | - | 4 | 4 | 14,70 | 14,70 | - |

* Unidad de Medida. Los artículos medidos en m² o ml se sirven contando la junta normal entre piezas.
* Unit of Measure. Items measured in sqm or lm are delivered assuming average joint between pieces.

** Consultar datos de embalaje con fábrica.
** Ask the factory for packing information.



Tabica Retro Azul *

TABICA 12x25
Riser 12x25
[244x119x14 mm.]

Retro Azul Blue Retro 12x25 Cod. 901719 [PZ035]



Tabica Retro Azul *

TABICA 12x33
Riser 12x33
[325x119x16 mm.]

Retro Azul Blue Retro 12x33 Cod. 904620 [PZ050]


| | Espesor (mm) Thickness (mm) | U.M.* | U.M./Caja U.M./Box | U.M./Palet U.M./Pallet | Pzs./U.M. Pcs./U.M. | Pzs./Caja Pcs./Box | Kg./U.M. Kg./U.M. | Kg./Caja Kg./Box | Kg./Palet Kg./Pallet |
|---------------------------------------|--------------------------------|---------|-----------------------|---------------------------|------------------------|-----------------------|----------------------|---------------------|-------------------------|
| Tabica Retro 12x25 Riser 12x25 | 14 | Pz. Pc. | 16 | 1920 | 1 | 16 | 0,79 | 12,64 | 1516,8 |
| Tabica Retro 12x33 Riser 12x33 | 16 | Pz. Pc. | 16 | 640 | 1 | 16 | 1,12 | 17,92 | 716,80 |

* Unidad de Medida. Los artículos medidos en m² o ml se sirven contando la junta normal entre piezas.
* Unit of Measure. Items measured in sqm or lm are delivered assuming average joint between pieces.

* Varios diseños que se sirven mezclados.
* Several models served mixed.



Tabica Antic Marrón



Tabica Antic Ceniza

TABICA 14x33
Riser 14x33
[325x140x16 mm.]

Antic Marrón 14x33
Antic Ceniza 14x33

Cod. 902966 [PZ165]
Cod. 902967 [PZ165]



Tabica Brick Marrón 14x33*



Tabica Brick Gris 14x33*

TABICA 14x33
Riser 14x33
[325x140x16 mm.]

Brick Marrón 14x33
Brick Gris 14x33

Cod. 902198 [PZ165]
Cod. 902199 [PZ165]



Tabica Spring Marrón 14x33



Tabica Spring Gris 14x33

TABICA 14x33
Riser 14x33
[325x140x16 mm.]

Spring Marrón 14x33
Spring Gris 14x33

Cod. 902196 [PZ165]
Cod. 902197 [PZ165]

| | Espesor (mm) Thickness (mm) | U.M.* | U.M./Caja U.M./Box | U.M./Palet U.M./Pallet | Pzs./U.M. Pcs./U.M. | Pzs./Caja Pcs./Box | Kg./U.M. Kg./U.M. | Kg./Caja Kg./Box | Kg./Palet Kg./Pallet |
|---------------------------------|--------------------------------|---------|-----------------------|---------------------------|------------------------|-----------------------|----------------------|---------------------|-------------------------|
| Tabica 14x33 Riser 14x33 | 16 | Pz. Pc. | 12** | - | 1 | 12** | 1,6 | 19,4 | - |

* Unidad de Medida. Los artículos medidos en m² o ml se sirven contando la junta normal entre piezas.
* Unit of Measure. Items measured in sqm or lm are delivered assuming average joint between pieces.

** Consultar datos de embalaje con fábrica.
** Ask the factory for packing information.

Компания Славдом

www.slav-dom.ru

Контактные данные в г. Москва

Профессиональный шоу-рум «Павелецкая»:

115114, Москва, Павелецкая наб., д. 2, с. 01, оф. 133,
деловой квартал «LoftVille»

**Демо-парк, шоу-рум, офис продаж «Можайское-
МКАД54»:**

121596, Москва, Можайское ш., д. 165, с. 1 (54 км.
МКАД, внешняя сторона, заезд через дублер)

8 (495) 640-51-51

8 (800) 333-51-51

msk@slav-dom.ru

Контактные данные в г. Санкт-Петербург

Профессиональный шоу-рум «Аптекарская»:

197022, Санкт-Петербург, Аптекарская наб., д. 12,
БЦ «Кантемировский»

Демо-парк, шоу-рум, офис продаж «Пискаревский»:

195273, Санкт-Петербург, Пискаревский пр., д. 150,
корп. 2, лит. Н

8 (812) 337-51-51

8 (800) 333-51-51

spb@slav-dom.ru